

The Triumph Herald

January 2022

NEWSLETTER OF THE ROCKY MOUNTAIN TRIUMPH CLUB

[RMTC Annual Holiday Party, December 11th](#)

The Holiday Party was held at the Stonegate Community Clubhouse in Parker, hosted by Dave and Arlene Bosh, with appetizers and deserts shared by many helpful people. Weather was mild for December, making it easier for those who traveled from the far reaches of the membership. The main course was catered by Smoking Dave's BBQ, with plenty of leftovers if you wanted., A fine meal for the \$10 charge.

There was the usual Yankee Swap gift exchange, with several items changing hands up to limit allowed. Events coordinator Andrew Janiesch, along with Dave Bosh and PM Richard Martin, managed the drawings for scratch lottery tickets and the gift swap. Bill Gillespie sold 50/50 drawing tickets, except for this occasion, it was 100% winner take all.

Given the situation with Omicron, we still had about 38 people join us for the festivities, a good time was had by all!



Hosts Dave and Arlene enjoy a fistfull of dinner dollars before expenses are paid. Below right, PM Richard Martin welcomes the gathering.

More photos on pages 6 and 7



TECHNICAL ADVISORS

TR2 & TR3 - Wally Gamble
wallygamble@comcast.net

TR4 & TR4A - Jim Elbe
(719) 338-2683
jameselbe@aol.com

TR250 - Bob Becwar
(303) 279-3745

GT6 & TR6 - Andy DeVisscher
(303) 565-0031 / tr6dev@q.com

TR7 - Terry Hughes
(303) 810-1369

TR8 - *Your name here*
(303) 255-1254

Spitfire - Bob Mott
(303) 690-8714 / (303) 748-5160

Electrical - David Durstine
(303) 320-1506
davidtr3tr4-RMTC@yahoo.com

General - Bob Klie
(970) 630-9512

Colorado Springs - Jim Elbe
(719) 338-2683
jameselbe@aol.com



Board Meetings are held on the 1st Monday evening of each month at the 71st and 72nd. **January meeting will be at the Blue Bonnet**. Meeting and dinner at 6:15 pm. Members welcome to attend.

Musings from the Gavel, by the PM



Dear RMTC members,

The month's musings are typically penned around the 25th or 26th of the preceding month, however, I will be out of state from the 26th of December until the 2nd of January. I am going out of state and even out of country that week between Christmas and New Years. My first real vacation since Thanksgiving 2019. A physician's life is curious that way! What has made up for that is the wonderful interaction we have enjoyed through our club! Think about it: special events, drives, our social interactions and the Forney Triumph Exhibit! A cornucopia of fun times despite the past almost two years! I have not registered a single complaint during my tenure as the PM! I would like to think that is a wonderful attribute of our club as a whole!

Depending upon what other English car clubs may do this year, we will try to have information available so that you can think outside the box: New Mexico, northern Colorado (the Oil Spot Rally is always fun and you can see some great fall color changes!), perhaps the Texas club, and of course the ACC car show and the Conclave. It should be a plethora of exciting bunch of events!

Get your Triumph ready for "Drive your Triumph Day" February 1, so we can showcase our Rocky Mountain Spirit! We made the cover of VTR in 2018 or 2019, my memory fails. Our cars were parked on the west bound onramp to I-70 adjacent to the buffalo overlook. It would have been one thing to have made the inside photos but we made the cover! Let's do that again!

If you haven't already, take your holiday guests to the Orkney Exhibit!

Once again, from the RMTC Board and myself, I wish you happy holidays and a prosperous New Year!

Cheers, Richard Martin

JANUARY BIRTHDAYS

Michelle Galins	1/1	Ben Stern	1/17
Mike Jackley	1/5	Hoyt Sutphin	1/17
Daniel Smith	1/5	Vic Vigo-Torres	1/17
Steve Girkins	1/6	Brooks Turner	1/18
Jacque Harjes	1/9	Catherine Klemm	1/19
Dennis Horgan	1/11	Marla Otto	1/20
Andrew Janiesch	1/11	Sandra Petersen	1/24
Karen Colman	1/12	David Powell	1/25
John Swearengin	1/13	Rita Norris	1/26
Michael Yoas	1/13	Sharon Robinson	1/26
Ric Andersen	1/16	Tyra Moore	1/27
Jack Stern	1/17	Brian Plotkin	1/31


Birthday list is provided by Kitty Janiesch, Minister of Membership. Our member count is 125.



The Rocky Mountain Triumph Club LLC is devoted to the use, preservation and enjoyment of Triumph automobiles and is a chapter of the Vintage Triumph Register. Most members are from the Denver area and adjoining states. We promote "family" memberships, welcoming spouses and children to all club activities.

RMTC EVENTS CALENDAR

Coordinated By Andrew Janiesch



JANUARY

15th – Ted Ax TALK @ the Forney Museum, details below.

31ST-Triumph Exhibit @ the Forney Museum CLOSES

FEBRUARY

10th – Drive Your Triumph Day

Anyone can host an impromptu drive, garage open house, tech session during their rebuild, etc. Do it! Just coordinate with Andrew to get an email notification sent out.

Ted Ax Talk

Please join us on Saturday, Jan 15th from 4 PM to 6 PM at the Forney Museum. We will walk amongst the Triumphs and Ted will provide interesting facts and trivia. We will show a 35-minute 1961 Le Mans race that highlight the three TRS' that raced. Bring your own beverage and snack to enjoy during the movie.

Drive Your Triumph Day

This annual event will be held on Thursday, Feb 10. **Looking for a volunteer** to organize this years drive & photo op, weather permitting. For anyone who isn't able to participate in this drive, take a photo of your Triumph in your garage with the door up and submit it to driveyourtriumphday@gmail.com, along with your name, year and model of car, and location photo was taken (city, state, country). There will be 100's of photos. The photos will then be published not only in our club newsletter, but also in USA's national magazine: Vintage Triumph Registry, and on the Drive Your Triumph Day website: <https://driveyourtriumphday.shutterfly.com> .

POTENTIAL 2022 EVENTS

LES STERNS MINATURE CAR COLLECTION & COLORADO DIE CAST

FEBRUARY DRIVE YOUR TRIUMPH DAY

SPRING TUNE UP

RMTC CAR SHOW

DURANGO, CO MULTI-DAY DRIVE

SOUTH DAKOTA MULTI-DAY DRIVE

MOVIE & BBQ

FATHER'S DAY PICNIC

ACC CAR SHOW

MG GLENWOOD SPRINGS RALLYE & CHECKPOINT

CONCLAVE/BBQ

LADIES TEA

RELIABILITY RUN

OIL SPOT RALLYE

OKTOBERFEST

CHILI COOKOFF

CHRISTMAS PARTY

IMPROMPTU DRIVES

YOUR SUGGESTIONS ARE?

PLEASE JOIN AND SHARE THE [ALL BRITISH CARS AND COFFEE](#) FACEBOOK PAGE FOR THE LATEST INFORMATION ON MEETING PLACES, TIMES, AND WEATHER UPDATES. SPEED READS is a transportation related book club devoted to armchair mechanics, auto enthusiasts, vintage planes, trains and fans of historic racing. Hosted by the Forney Museum of Transportation and Ax & Allies vintage car repair. FREE. Next meeting is January 10th, 6:30 PM, over Zoom, due to Omicron spread considerations. Details; Nicole Bleau, collections@forneymuseum.org 303.297.1113

RMTC BOARD MINUTES 12/6/21

Attendance;

Jeff H. Jeff O. Richard Kitty
David Bob

Richard called the meeting to order at 6:40PM

David reports that about 300 photos of the opening of the Forney were provided for coverage of the event, about 40 of them were included in the newsletter. It is very helpful when so many people provide event photos, from so many perspectives. He recently received a newsletter from the British Car Club of Wichita KS and corresponded with them. We may see some of them come to Conclave and Glenwood.



The RMTC received a packet of 34 issues of the Triumph Sports Owners Association (TSOA) newsletters from mid 1960 thru mid 1963 from the Pickerill Family. They had been collected by a family member, who never had a Triumph, but saved them all these years. The entire TSOA collection (26 years of newsletters) is available online at <https://www.vintage triumph register.org/tsoa-archive/>.


Jeff H had reported on the financial status of the club, accounts are balanced and healthy. The report is available to any member at our meetings, or by special request. It was brought up that maybe some of the money could be used to get people involved in the over night drives. The board has not made a decision.

Andrew is traveling on family business, so Kitty reported for events. She mentioned that Ted Ax would give a talk in January. Drive your Triumph Day is February 10, 2022. The gifts have been purchased for the Christmas party. A Spring Tune Up Day is being considered, but a date and location has not been set yet.

Mike and Jeff will help with the ACC car show this year. Some other items of discussion were to join with other British car clubs to have a car show at Fairmount Cemetery like last year. Jeff Otto proposed a scenic drive to the Shambala Buddhist temple in Northern Colorado.

Meeting adjourned at 7:40 PM.
Reported by Bob Mott.

Additional 2022 Board members not pictured above are below, left to right; Webmaster Andrej Galins, Publisher Tom Willson, and Regalia officer Bill Gillespie



General Meetings

They are now being held at the New York Deli News, 7105 East Hampden Ave, on the **4th Tuesday** of the month. We start to gather around 6 PM in the back alcove, meeting starts at 7 PM. Be sure to watch email for any late-breaking location changes.

RMTC Treasurer's Report

This report is available for inspection at the Board Meeting and at the General Meeting, or by special request.



Rocky Mountain Triumph Club 202 Board

Prime Minister - Richard Martin
Vice-Prime Minister - Jeff Otto
Minister of Letters - Bob Mott
Treasurer - Jeff Heller
Events Coordinator - Andrew Janiesch
Minister of Membership - Kitty Janiesch
Newsletter Editor - David Durstine
Regalia Officer - Bill Gillespie
Newsletter Publisher - Tom Willson
Webmaster - Andrej Galins

RIDGE REAMER

Complete
Automotive
Machine Shop




5590 Harlan Street
Arvada, CO 80002

303-420-3543



AX AND ALLIES



vintage auto repair
5890 washington st. #8
denver, co. 80216
303-296-0979
ted@axandallies.com

SPORTS CAR CRAFTSMEN



Paul Dierschow, Owner

Exceptional British Sports Car Service, Restoration, & Parts
Specializing in MG rescue & adoption

5635 Kendall Ct
Arvada, CO 80002
M-F 8-5:30 Sat 9-12

303-422-9272
mowogman@comcast.net



Glenn McWilliams
303.518.2353
glenn@garagecondos.com

11786 Shaffer Pl. Ste 207
Littleton, CO 80127

Storage You Can OWN

www.GarageCondos.com



BRITISH SPORTS WERKS INC.



Classic Sports Car Restoration & Maintenance
From Old to Bold, and Mild to Wild!

Wire Wheel Balancing
Rare Parts Locating Service
Component Rebuild & Restoration
Custom Interiors
Modernization

830 Comanche Street
Estes Park CO 80517
970-396-2744
www.britishsportswerks.com
admin@britishsportswerks.com



KATS BRITISH CAR

Quality Service, Parts and Restoration

Doug, Gregg ~~Mariniello~~ Mariniello

3845 S. Jason St.
Englewood, CO 80110
(303) 761-2700
(303) 991-3748 Fax
katsbritishcar@yahoo.com
www.katsbritishcar.com



Tip from Officer Andrew

...don't speed past our advertisers!

And don't forget that the Triumph Special Exhibit at the Forney Museum ends on January 31st!

FOR SALE / WANTED

Free for members; Non-member ads are \$10/month.

Submit ads at ROCKYMOUNTAINTR.ORG

FOR SALE:

Vintage Bolt-In 3-Point Seatbelts, Black, Moss Motors part number 222-204. These belts are unused but were installed then taken out as I decided I wanted the retractable kind. Moss said I couldn't return them if they had been installed. They retail for \$49.99 plus tax and shipping, **yours for \$20!**

720-467-5243 rlmcmathis@gmail.com

FOR SALE:

1962-1970 Spitfire Bonnet Lift Kit, Moss Motors part number 867-105. This kit is unused. It won't work on my car because the radiator mounts are not original. In an attempt to make it fit, I drilled two small holes in one of the mounts. The holes do not affect the integrity of the mount, but I can't return it to Moss because of that. The kit sells for \$89.99 plus tax and shipping. It's **yours for \$40!**

720-467-5243 rlmcmathis@gmail.com

FOR SALE, TR 2-3 PARTS;

I am cleaning out parts that came with my car. These are brand new parts that were never installed.

1) Cam Shaft Improved Performance. It is available from Moss Europe (Part No TT1004N). (Old US Moss No 851-051) Retail for 274 Euros or \$309. Will sell for \$150 or best offer. Still in the original box. Picture below

2) Header Mild Steel. Old Moss No 865-018, no longer available. It was listed in 2015 catalog for \$528.97. Will take \$200 or best offer. Still in its original shipping box.

3) Rocker Shaft. Moss No 851-020. This part is from England, still in its original tube. \$15 or best offer.

marshalben1@yahoo.com

(303) 917-6634



More Holiday Party Photos



More Holiday Party Photos



Photos by Kitty Janiesch



As we go to press, we are very saddened about the huge fire south of Boulder. A very tiny perspective during this festive season, is that among the losses of many valuables, that might include fine classic machinery.

The Vintage Triumph Register (VTR)



Club members are encouraged to join the VTR: Benefits Include:

- Receive the bi-monthly Magazine, "The Vintage Triumph"
 - Free Classified ads
- Access to VTR's staff of Technical Consultants
 - Discounts on Vintage Car Insurance
 - VTR Regalia
- Participation in National Conventions

Join by sending \$35.00 to:

The Vintage Triumph Register, PO Box 655, Howell, MI 48844 or at www.vtr.org

**SIGN UP FOR THE CLUB MEMBERSHIP AT: ROCKYMOUNTAINTR.ORG
MEMBERSHIP FEES ARE \$35 PER YEAR W/NEWSLETTER IN EMAIL ONLY FORMAT; \$50 PER YEAR
WITH PAPER COPY MAILED TO YOUR ADDRESS**

The Case of the Carbon Canister (AKA Adsorption Emissions Canister)

How to Service and refurbish, Tech Article by Patrick Huckels

I've been asked by people, including Ralph Malewska, why their Triumphs smell of gasoline while sitting in the garage? To some, this is a heavenly perfume, to others it's a foul odor or even worse-the first step to a fiery mishap, heaven forbid. Now you could que up Lynard Skynyrd's 'That Smell' or 'Love Stinks' by J. Geils Band right now and I wouldn't know it.

I know of people who disconnect/disable all the emission systems on their cars. I believe if the automotive engineers took the time to design a system, then it's my responsibility to maintain it. I'm not a tree hugger, just an air breather. Now understanding what all those tubes, connections and thing-u-a-mabobs are and do is another story. I just finished an intense review of how the entire emission system on my 1974 1/2 TR6 actually works. To explain it now would fill each and every page of your newsletter and would surely put you sound to sleep unlike the intent of Mother Goose.

What I want to talk about this time is how to service/refurbish your carbon canister. Please don't ask me to explain what the difference between **Adsorption** and **Absorption** is. I'd fail miserably. The maintenance manual tells us that the canister filter should be serviced every 12k miles but doesn't say squat on how to do that. Then at 48k you're supposed to change out the whole bloody thing. After reading and writing others I am ready to tell you how. It's not hard and all the consumable parts are available locally but not all in places that you would normally go to buy car parts. Sorry Roadster Factory, Moss and others that sell an incredible amount of parts to keep our cars on the road.

First, a brief description of what this canister does. I call it the 'black lung' of your car. As we all know gasoline expands when it gets warm or hot. It happens in your fuel tank and in your carburetors. If it didn't expand not a gasoline engine in the world would work. It also collects the oil vapors from the valve cover as our cars don't have PCV valves. So our EPA told auto makers that the expanded gasoline and oil vapors can no longer just be vented to the atmosphere. Where better place to store it than a canister filled with hungry carbon/charcoal. The problem is that the carbon can only eat so much until it gets saturated and stops working, just waiting for a thorough cleaning. Here's how I can help.

Step 1: Remove your canister. Check to see if you can unscrew the bottom of it. If so, move on to step 2. If not, you have a sealed unit and the only thing you can do is buy a new one (Moss sells them) or a used one that does have a removable bottom. Pay attention to the number of connections on the top. There are several types out there, changing over the years and EPA requirements. (Photo of the disassembled unit on the next page)

Step 2: Unscrew the bottom piece and you should see a felt like filter. This cleans the outside air used to clear the filter of hydrocarbons. It will need to be replaced. But who has it? Quite frankly no one. You'll have to make one. So now your first trip to my favorite car parts store: JoAnn Fabric. They sell stiff felt panels (right), perfect for your new filter. It's thinner than the original so you'll just have to double up on the homemade version. Cost about \$1.50. Are you liking this so far?



Editor's note:

Absorption is where the filtered vapor molecules would soak into the charcoal like a sponge. **Adsorption** is where the vapor molecules stick to the surface of the charcoal like a coating.




Carbon Canister Page Two

Step 3: Carefully prise (I've always wanted to use that British word) the plastic Mercedes logo retainer (I bet you never knew your Triumph had real E-Class) away from the body.

Step 4: Now remove the retaining screen. Pour the carbon filter material into a heat proof container and set aside. For you Pyros we'll get to play with fire in a moment. For all others there's a second option.

Step 5: Remove the steel mesh and porous filter at the very top. Don't be surprised if this filter is completely disintegrated. Now you will see a perforated ring and spring. These keep the carbon filter material from rattling around in the canister otherwise your car would sound like a Latin band featuring maracas.



Disassembled canister

Step 6: Replace the porous filter with a cut piece of Scotch Brite scrub pad (photo next page). This might take another trip to your favorite car parts store: The Supermarket or your wife's pantry. Your choice according to risk involved.

Step 7: Now it's time to decide what you want to do with the activated carbon. Option A: Have a BBQ. Get a torch (naked light) and ignite it. Hold the flame over the charcoal being careful to stop when it glows red. You're just trying to burn off the adsorbed gasoline or oil from the valve cover and not sear a steak. Once you're satisfied that all of those nasty hydrocarbons have vanished let it cool down. Option B: Simply buy new material. Take yet another trip to another secret parts supplier: A pet store for aquarium activated carbon filter material. My canister took about 2 ½ cups or 10 ounces to fill it.



Scotch Brite old Filter, spring, and ring

Carbon Canister Page Three

Step 8: Reassemble in reverse order and make sure you compact the charcoal well into the canister. The spring will push against any void, but you want as much carbon in it as possible.

Step 9: Clean up the outside.

Step 10: Canister line restrictor check. You should see a clear plastic restrictor/orifice adapter in the center hole of the canister. This is the valve cover vent line connection. You can remove this piece and check that it is not blocked with oil or debris. If this is plugged your valve cover isn't venting to the canister and all the vapor is being sent to your carbs probably making them dirty as well. The other one, copper or brass in color, is in your line coming from the fuel tank. Take it out and make sure you can see daylight through its orifice. If not run a small gauge into it until you do. Don't drill it out as the diameter is factory set.



Mesh Spring and ring in place wire



Bottom Screen and MB Retainer



New Scotch Brite Screen in place



154209-valve cover vent restrictor close up



Filling canister

Carbon Canister Page Four

Step 11: Slap a sticker on the outside noting the date and mileage of all your hard work. Remember check the bottom filter every 3000 miles and reactivate the carbon every 12k.

These steps should keep your Triumph smelling like a petunia. This could be a new nickname for your 2-seater baby.

Note A: This might be a good time to check that the fuel tank vent line is not obstructed/clogged as on my car. Simply send air down the line from the carbon canister to the tank. You should hear air flow in the tank with the filler cap open. If the line is clogged, you will be creating a vacuum in the fuel tank as the fuel pump will work as hard as it can until the tank's vacuum becomes too great. The result will be starving your carbs of fuel unless you drive with your fuel filler cap slightly ajar.

Note B: I can't help but mention the misunderstood Anti-Run-On Valve (ARV)/Solenoid. It sits under the belly of your carbon canister. On Triumph models 1973 or newer (that sounds funny for a car just under 50 years old) your car has one or had one. If this valve is working properly, you'll hear it click when the car is switched off and oil pressure is above 0 psi. If it doesn't let's just say that it is better that it remains open rather than closed as when it is closed it causes a vacuum in the carbon canister and also in your Stromberg carb floats. Stuck open (non-operational) the ARV is just the opposite of a stuck open EGR (exhaust gas recirculation) valve. This is another discussion entirely.

Note C: Don't overfill or 'top up' your gas tank completely. The vent line is very close to the top of your tank and if gas gets into it, well let's just say please refer to Note A above.

Hope this helps keeps your engine running smoothly and from Mama complaining that you're stinkin' up the garage.

Reminder that the Triumph Exhibit at the Forney Museum ends January 31! Below right, Jeff Heller always wears coat and tie when checking his TR6 charcoal canister.



New Felt Bottom Filter in place



Cleaned up and ready for install



Collector Car Council of Colorado 12/1/21 meeting minutes, edited.

Acceptance of the **Swap Meet & Car Show** Account Budget was moved by Samantha Baker, seconded by Calvin Craig, and approved unanimously. A Budget for the **Cruise** Account which is not scheduled was presented with all zero items was approved, just to establish a template in case such an event is held.

Leo Boyle's lobbyist role in 2022: Leo's experience in the Colorado Legislature has been a valuable asset to the Council and we wish to resume his services as our lobbyist. The Council did not budget payments in 2021 due to pandemic limitations at the Legislature but Leo has continued to work on our behalf. It was moved (John Mack) and seconded (John Ehrlich) that Leo be paid \$9K from the 2021 funds surplus and \$9K in 2022 as shown in the 2022 Government Relations Budget. Following discussion, the motion passed by a show of hands.

Dues & Assessments for 2022: In keeping with the 2022 budgets, the club dues will continue at \$50 per club and assessments will return to \$4 per club membership; a family unit is one member. There was some objection to the cost of the assessment, but like car insurance, it is needed to protect our hobby. The assessments go directly to Leo's work at the Capitol.

Tri-State Swap Meet: The Sabers of Denver will hold their 51st Annual Tri-State Swap Meet at the National Western Complex, 4655 Humboldt St in Denver February 5-6. CCCC will be represented with or without a booth space, and volunteers are needed to interact with attendees and make them aware of the Airport Show in August. At least six individuals have volunteered.

CCCC Corner

Collector Car Council of Colorado, Inc.

Dedicated to the preservation of automotive history

www.collectorcouncil.com

Please visit the CCCC website for contact information for the officers, the complete minutes from the monthly meeting and a listing of upcoming events and shows

Next meeting: There will be no CCCC meeting on January 5, and the **February 2** meeting will be at Gateway Classic Cars, 14150 Grasslands Drive, Englewood. Location is near Exit 3 from E-470.

The February meeting is **Presidents' Night** and all newly elected club presidents are invited. Old hold-overs are also invited. Tours and snacks at 6, business starts at 7:30.

**Rocky Mountain Triumph Club
PO Box 300426
Denver, CO 80203-0426**